
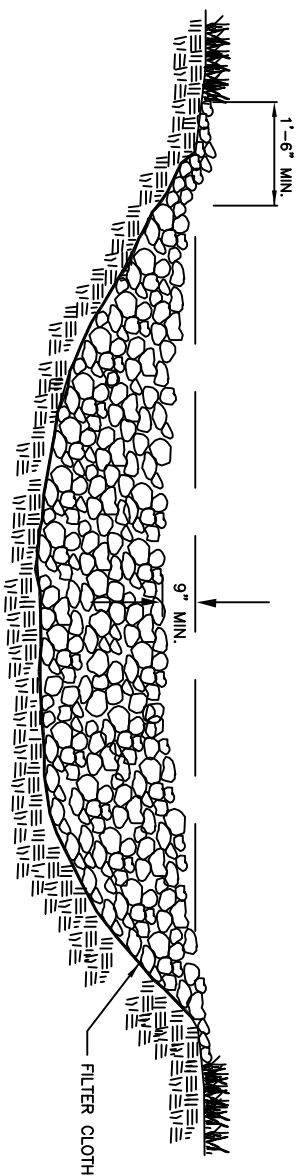
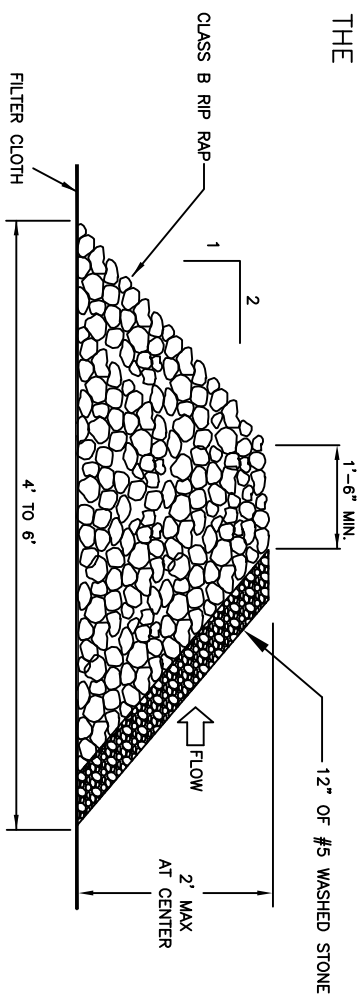


GENERAL NOTES:

1. CHECK DAMS MAY BE USED IN SLOPING DITCHES OR CHANNELS TO SLOW VELOCITY OR TO CREATE SEDIMENT TRAPS.
2. ENSURE THAT MAXIMUM SPACING BETWEEN DAMS PLACES THE TOE OF THE UPSTREAM DAM AT THE SAME ELEVATION AS THE DOWNSTREAM DAM (SEE DIAGRAM BELOW).



CROSS-SECTION



PLAN

APPROVED DATE: 02/2007

NOT TO SCALE

MECKLENBURG COUNTY
LAND DEVELOPMENT
STANDARDS



TEMPORARY ROCK CHECK DAM

STD. NO.	REV.
30.10A	